




# ISDN S<sub>0</sub> DIL Style Through Hole Interface Transformers

## Features

- designed for optimum compatibility with all established interface IC's
- excellent and consistent balance between windings
- complies fully with CCITT.I.430 recommendations and corresponding national standards for S-Interface
- manufactured in ISO-9001:2000, TS-16949:2002 and ISO-14001:2001 certified Talema facility
- fully RoHS compliant and meets lead free reflow level J-STD-020C
- operating temperature: 0 to 85°C



## Electrical Specifications @ 25°C

Turns Ratio: **Bold** = IC side windings

### ISF & ISV Series comply with Supplementary Insulation Level EN60950, UL1950 and UL1450

Part Number	L <sub>p</sub> (mH Min)	Turns Ratio	L <sub>L</sub> (μH)	I <sub>DC</sub> <sup>Δ</sup> (mA)	C <sub>c</sub> (pF Max)	R <sub>CU</sub> P (Ohms)	R <sub>CU</sub> S (Ohms)	V <sub>p</sub> (Vrms)	Schematic
ISF / ISV-100B1	30	1:1:1:1	10	5	150	1.7	2.0	1500	B1
ISF / ISV-120A1	30	1:1:4	10	5	150	1.7	4.0	1500	A1
ISF / ISV-130B1	30	1:1: <b>2,5:2,5</b>	10	5	150	1.7	4.5	1500	B1
ISF / ISV-140B1	30	1:1: <b>2:2</b>	10	5	150	1.7	4.0	1500	B1

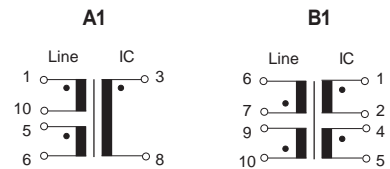
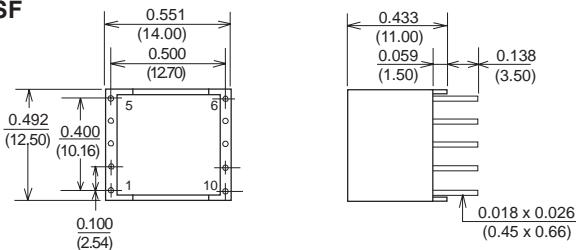
### ISHF Series Interface Transformers comply with Reinforced Insulation Level EN60950-1:2001

ISHF-200B1	30	1:1:1:1	15	5	45	2.4	2.0	3000	B1
ISHF-220A1	30	1:1:4	15	5	45	2.4	5.6	3000	A1
ISHF-230B1	30	1:1: <b>2,5:2,5</b>	15	5	45	2.4	6.8	3000	B1
ISHF-240B1	30	1:1: <b>2:2</b>	15	5	45	2.4	5.6	3000	B1

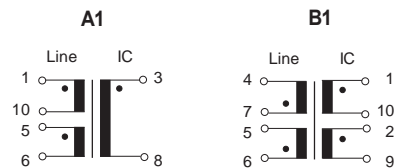
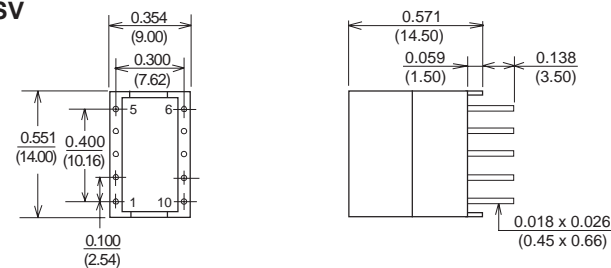
## Package Style

## Schematic

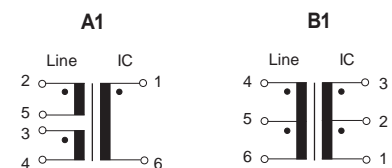
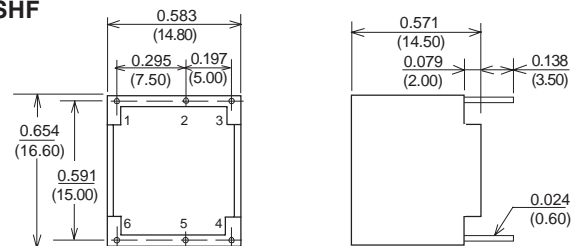
### ISF



### ISV



### ISHF



Dimensions: Inches (Millimeters)

Tolerance: ±0.010 (0.25) unless specified otherwise